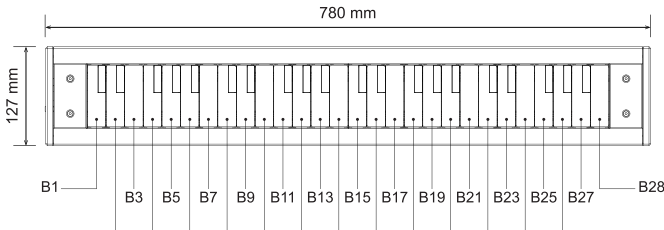
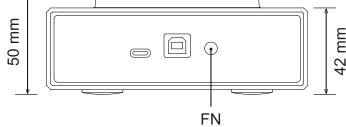


Thank you so much for purchasing **NOSTROLLER**.
Please read this manual carefully before use.



What's in the box

- NOSTROLLER Game Controller **1**
- User's Manual **1**
- USB-A to USB-B Cable **1**
- USB-A to USB-C Cable **1**



Press the key combination and hold for one second, the button light corresponding to the current key mapping mode is begin to light up and blink, indicating that the mode switch is successful.

FN + B2
MIDI mode
FN + B3
HID mode
FN + B4
Keyboard mode
FN + B5
Controller mode

Double click **FN** to display the current mode.

More modes are in development and yet to be added in the future,
for more information please follow **@GamoTwo** on Twitter.

○ MIDI mode (default mode)

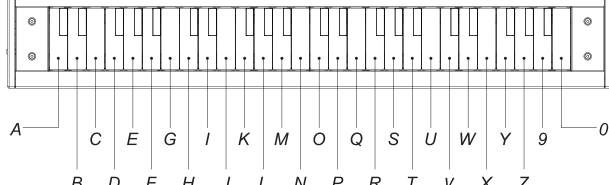
Dedicated to the playing for Konaste Nostalgia (KONAMI official Nostalgia PC version) game, driver-free, plug & play.

○ HID mode

NOSTROLLER will be recognized as custom **USB** device.

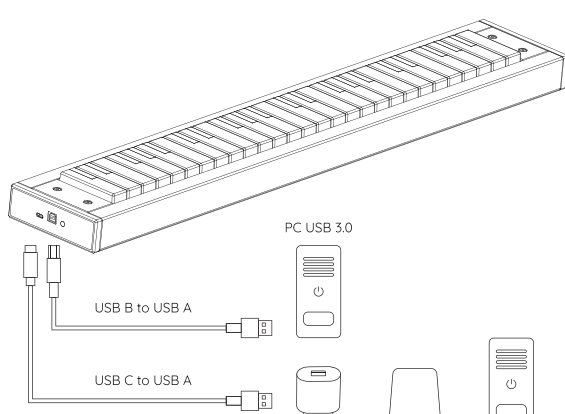
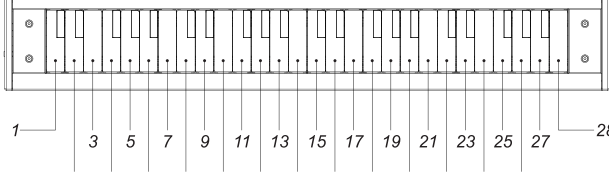
○ Keyboard mode

Can be used for playing Konaste Nostalgia as well, and also can be used to play other games.



○ Controller mode

NOSTROLLER will be recognized as a generic gamepad, any game that supports a generic controller can be played in this mode.



⚠ Attention

- ※1. It is **NOT RECOMMENDED** to connect NOSTROLLER to PC by an USB hub, If it has to be used, please use an **USB-HUB with independent power supply**.
- ※2. It is recommended to connect the **USB B** cable of the NOSTROLLER to the USB port from the PC's motherboard.
- ※3. The **USB C to A** cable can be connected to any **USB A** port that provides more than **1A** of current. Power can also be supplied using an **USB C to C** cable.

Cautions

- ⚠ If the NOSTROLLER is not disassembled and the order of the keys is changed, then no further calibration is required.
- ⚠ If NOSTROLLER has to be calibrated, please check the detailed calibration tutorial. Incorrect calibration will cause NOSTROLLER not to work properly. But don't worry, NOSTROLLER will be back to normal after another correct calibration.
- ⚠ The power consumption of NOSTROLLER is within **300mA** (without the power of RGB lighting), and most **USB2.0** ports can provide at least **300mA** current. If the device is not working properly, please connect the **USB B** cable to the USB port on the back of the PC's motherboard, where it will provide an adequate current supply.

- ⚠ It is **NOT RECOMMENDED** to connect NOSTROLLER to PC by a USB hub, If it has to be used, please use an **USB-HUB** with an independent power supply.

- ⚠ The **USB C to A** cable can be connected to any **USB A** port that provides more than **1A** of current. Power can also be supplied using an **USB C to C** cable.

For the usage of the adjustment software and calibration procedures, please visit dj-dao.com/en/support

Warranty period: 180 days from delivery date

Our company warrant that we will comply with this aftermarket terms, and it doesn't cover the accessories of this product.

- Within 1-7 days, whatever problem happens, our company will provide free maintenance, free replacement, and bear the shipping cost.
- Within 8-30 days, only in the case of normal use, we will provide free maintenance, free replacement.
- Within 31-180 days, we will provide technical support via email, and free maintenance. The cost for replacement and shipping need to be born by the customer.
- If it were beyond 180 days, we only provide technical support via email. The other cost need to be born by the customer.

This warranty doesn't cover following cases, and our company will provide paid maintenance service.

- Doesn't provide order number when asking for maintenance.
- Second-hand products.
- The failure/damage caused by fire, earthquake, flood, public nuisance, lighting strike, salt injury and the other natural disasters.
- The failure/damage caused by dropping or impacting this product during the shipment, movement.
- The failure/damage caused by wrong connection method, or the operation not in accordance with the guide.
- The failure/damage caused by the operation not in accordance with the notices.
- The failure/damage caused by unauthorized modification.

 @gamotwo

 sales@gamo2.com