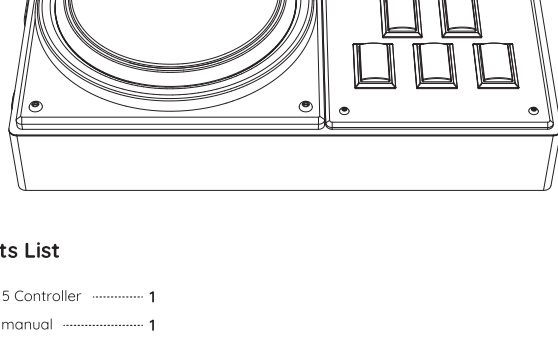


EZTOLLER 5 - Manual

English

Thank you for purchasing **EZTOLLER 5**. Please read the instructions before using the controller.

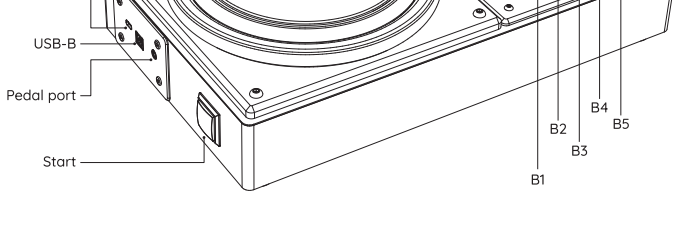


Contents List

EZTOLLER 5 Controller	1
Instruction manual	1
USB-A to USB-C cable	1
USB-A to USB-B cable	1

Product Overview

EZTOLLER 5 product diagram.



Mode Switching

The key combinations need to be pressed and held for more than **3** seconds. When the corresponding button light illuminates, it indicates that the switch has been successful.

Key Combination	Mode	Compatible Games
E1+E2+E3+B1	HID mode	EZ2AC, beatoraja
E1+E2+E3+B2	Keyboard mode	EZ2AC, LR2, DJMAX, Ez-Musell, OSU
E1+E2+E3+B3	Keyboard EZ2ON mode	EZ2ON, DJMAX, Ez-Musell
E1+E2+E3+B4	Keyboard & Mouse mode	Other games
E1+E2+E3+B5	Steam mode	EZ2ON, DJMAX, Other games
E1+E2+E3	Display the current mode	

For the latest updates and support, please follow us on **Twitter @GamoTwo**.

EZTOLLER Options

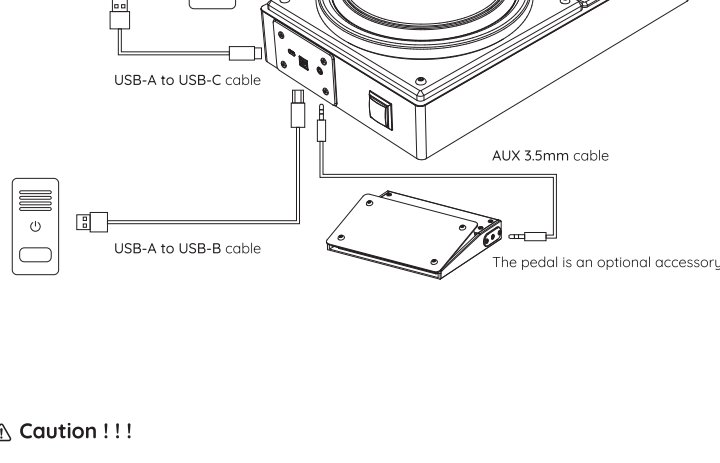
The **EZTOLLER** Options provide the following features:

- Customize key values
- Switch **EZTOLLER** modes
- Firmware Upgrade
- Adjust ring light brightness and button light brightness
- Switch ring light modes and customize ring light colors
- Set turntable dead zones



Please visit: dj-dao.com/en/support to download and consult the user manual.

Connection

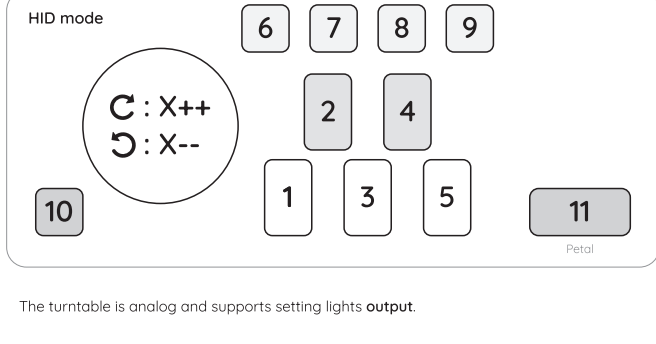


⚠ Caution !!!

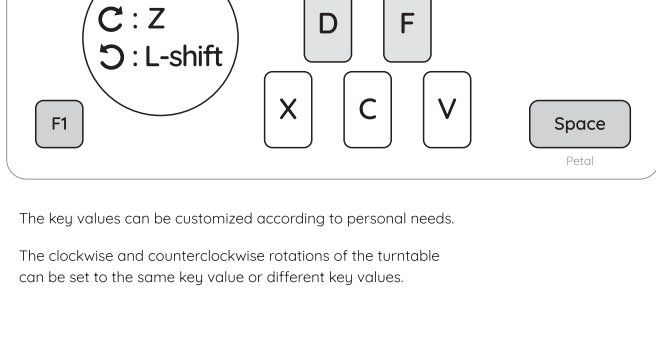
- If the device is not functioning properly, please connect the **USB-C** cable to the **USB** port on the back of the **PC** motherboard to ensure sufficient current supply.
- If a **USB 3.0** port is available, please connect the **USB-B** cable to the **USB 3.0** port.
- It is not recommended to use **USB-HUB**. If necessary, please use a **USB-HUB** with independent power supply.
- Connecting to the **USB-C** port can increase the brightness of the turntable lights. If turntable brightness is not a concern, connecting solely to the **USB-B** port is OK.

For the latest firmware updates, please follow us on **Twitter @GamoTwo**.

Modes and key values

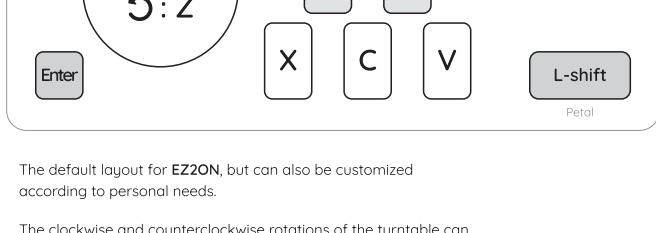


The turntable is analog and supports setting lights **output**.



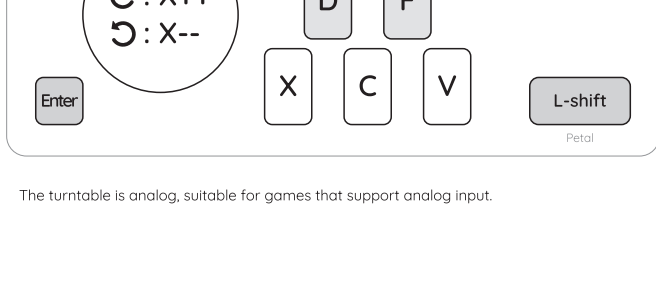
The key values can be customized according to personal needs.

The clockwise and counterclockwise rotations of the turntable can be set to the same key value or different key values.

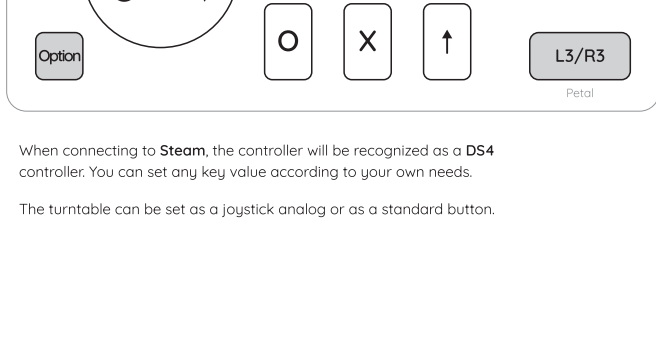


The default layout for **EZ2ON**, but can also be customized according to personal needs.

The clockwise and counterclockwise rotations of the turntable can be set to the same key value or different key values.



The turntable is analog, suitable for games that support analog input.



When connecting to **Steam**, the controller will be recognized as a **DS4** controller. You can set any key value according to your own needs.

The turntable can be set as a joystick analog or as a standard button.

Warranty period: 180 days from delivery date

GAMO2 warrant that we will comply with this aftermarket terms, and it doesn't cover the accessories of this product.

- Within 1–7 days, whatever problem happens, GAMO2 will provide free maintenance, free replacement, and bear the shipping cost.
- Within 8–30 days, only in the case of normal use, we will provide free maintenance, free replacement. The shipping cost need to be born by the customer.
- Within 31–180 days, we will provide technical support via email, and free maintenance. The cost for replacement and shipping need to be born by the customer.
- If it were beyond 180 days, we only provide technical support via email. The other cost need to be born by the customer.

This warranty doesn't cover following cases, and GAMO2 will provide paid maintenance service.

- Doesn't provide order number when asking for maintenance.
- Second-hand products.
- The failure/damage caused by fire, earthquake, flood, public nuisance, lightning strike, salt injury and the other natural disasters.
- The failure/damage caused by dropping or impacting this product during the shipment, movement.
- The failure/damage caused by wrong connection method, or the operation not in accordance with the guide.
- The failure/damage caused by the operation not in accordance with the notices.
- The failure/damage caused by unauthorized modification.

 @gamotwo

 sales@gamo2.com